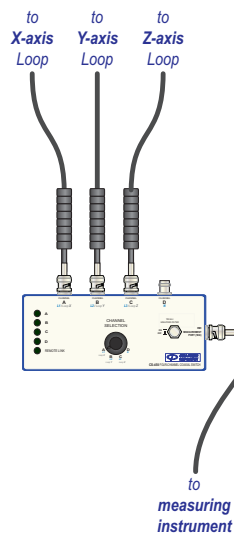


Features

- Frequency Range:
9 kHz to 30 MHz
- 2-meter Loop Antenna System (LAS) for CISPR 15 (EN 55015) Radiated Disturbance Measurements
- Loop assembly on swivel casters for easy mobility
- Compliant with CISPR 16-1-4
- Switch between X/Y/Z axis via manual switch or remotely via fiber optic interface
- Three-Year Warranty

Description

The **ALT-930-2M** Triple Loop Antenna is designed based on the Loop Antenna System (LAS) described in Annex C of CISPR 16-1-4. The antenna consists of three mutually perpendicular large loop antennas having diameters of two (2) meters.

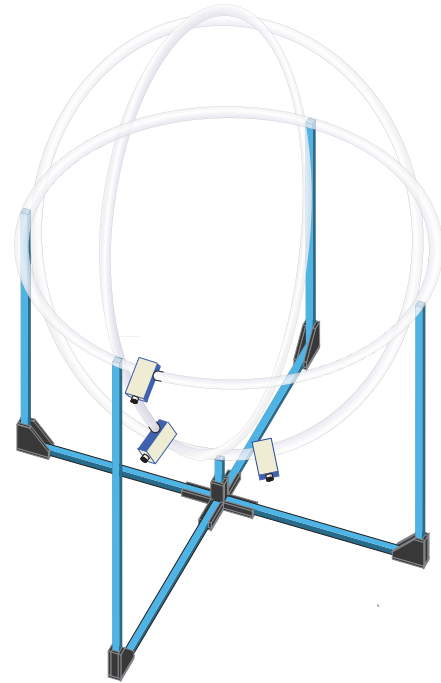


The loops are constructed from high quality RG 223/U coaxial cable, inside flexible 1" PEX pipe. The three (3) loops connect to three (3) current to voltage transducers, the outputs of which connect to three respective inputs on a coaxial switch.

The switch is used to select which loop connects to the measuring instrument, while terminating the other two loops into 50 ohms.

The switch can be controlled locally or remotely via fiber optic interface with the optional **RLI-100 Remote Interface**.

The antenna assembly is supported by a fiber glass/plastic mounting structure employing swivel casters, enabling the antenna to easily be moved without disassembly.

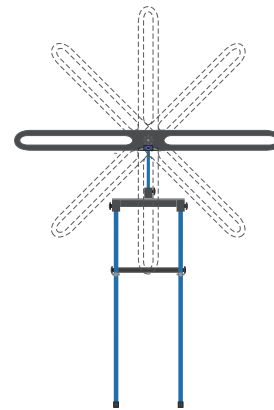


Application

The primary application for this antenna is the measurement of radiated magnetic fields (or radiated electromagnetic disturbances) generated by various types of electrical lighting and similar equipment while located in the approximate center of the Triple Loop Antenna structure, as per the requirements of CISPR 15 (EN 55015).

Calibration

The ALT-930-2M is individually calibrated in compliance with the relevant requirements of CISPR 16-1-4, and is provided with calibration data and certificate, traceable to NIST. Recognized ISO 17025 accredited calibration is also available upon request.



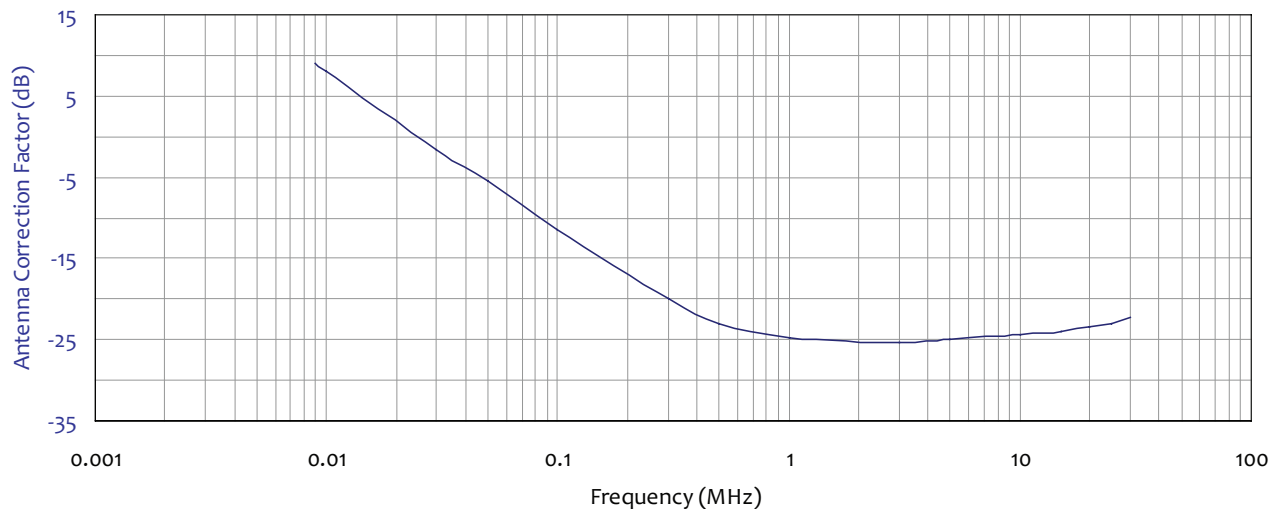
The optional **ALT-930-CKIT Calibration Kit** includes the Balun-Dipole antenna described in CISPR 16-1-4, as well as its mounting structure and 10-meter RG 223/U coaxial cable for connection to the signal source.

Specifications


	ALT-930-2M Triple Loop Antenna	ALT-930-CKIT Balun-Dipole Antenna
Frequency Range	9 kHz to 30 MHz	9 kHz to 30 MHz
Standard(s)	CISPR 16-1-4, CISPR 15	CISPR 16-1-4
Loop Dimensions	Loop diameter: 2 meters (78.7")	(H)x(W)x(D): 1.5 x 0.1 x 0.006 meters (59.1" x 3.9" x 0.2")
Loop Construction	RG-223/U Coaxial Cable in 1" PEX pipe	RG-223/U Coaxial Cable on plastic frame
Input/Output Impedance	50 ohms	50 ohms
Input/Output Connector	Coaxial BNC (female)	Coaxial BNC (female)
Mounting Structure Construction	Fiber Glass/Plastic	Fiber Glass/Plastic
Weight	65.5 lbs. (29.7 kg)	25 lbs. (11.34 kg)
Overall Dimensions (H)x(W)x(D)	2.54 x 2.1 x 2.1 meters (100" x 82.7" x 82.7")	1.56 x 1.5 x 0.5 meters (61.4" x 59.1" x 19.7")
Operating Temperature	0° to 40° C (32° to 104° F)	0° to 40° C (32° to 104° F)

All values are typical, unless specified.
All specifications are subject to change without notice.

Typical Antenna Correction Factors



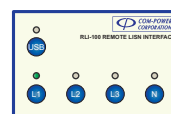
Optional Items...



ALT-930-CKIT Calibration Kit

includes...

- Balun-Dipole Transmitting Antenna
- Balun-Dipole/EUT Mounting Structure
- 10-meter RG 223/U Coaxial Cable



RLI-100 Remote Interface Kit

includes...

- RLI-100 Remote Interface
- 10-meter Fiber Optic Cable
- (2) AC Power Adapters
(6 Volts DC, 500 mA, unregulated)